



– RELIABLE
WOOD
CHIPPING

TP 280 MOBILE

TECH SHEET

MADE FOR PROS BY PROS

- HEAVY DUTY WOOD CHIPPER
- NEW STANDARD FOR FUEL CONSUMPTION
- HEIGHT ADJUSTABLE EJECTOR SPOUT
- WIDE FOLDABLE FUNNEL



DESIGNED

+

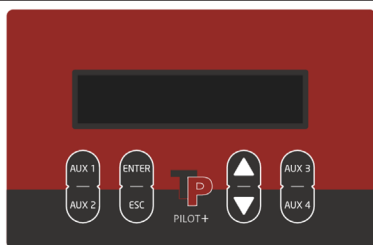
MANUFACTURED



DENMARK


TP 280 MOBILE

MADE FOR PROS BY PROS



TP PILOT +

- A control unit for operating all wood chipper functions:
- Automatic start-up and shutdown
- 2 speed option (Heavy duty and low noise)
- Stress control system
- Service indicator
- Hour counter



VERTICAL FEED ROLLERS

- An aggressive infeed with "shark teeth" rollers and displaced teeth produced by wear steel
- Strong and effective vertical infeed
- High pressure hydraulic engines to secure a high turning torque on the feed rollers



TP EASY CONTROL™

- Provides a quicker start after a stop caused by the safety bar
- Restart function on both sides of the machine
- An electronic restart can be made by using the TP Easy Control three function buttons



TP 280 MOBILE

MADE FOR PROS BY PROS




HEAVY DUTY WOOD CHIPPERS

- The TP 280 Mobile is a reliable wood chipper with high capacity
- Extremely powerful infeed
- Covers a large working range
- Optimal working tool for professional users

EASY DAILY MAINTENANCE

- Quick control of fluid levels in the engine and hydraulic system
- Cleaning of the engine radiator and air filter
- Greasing of the 7 greasing points on the machine



TP VARIO SPOUT OPTION

- TP VARIO SPOUT can be moved steplessly up and down via TP PILOT +
- Provides great flexibility in terms of the direction of the wood chip (in a truck or a trailer)
- The ejector spout can be completely lowered for easy transport and storage



TRAILER

- Hot-dip galvanised trailer components and chassis
- Resistant to moisture and de-icing salt
- All components are from ALKO®



AVOID DOWN-TIME WITH TP SERVICE BOX

- TP SERVICE BOX with critical wear parts is available as an option
- Includes an extra set of knives, counter steel, wipers, hydraulic filters, bolts and nuts.



LED LIGHTS

- Resistant, long-lasting and environmentally friendly trailer lightning.



WE STAND BY OUR PRODUCTS

- 3-year (or 1000 hours) TP WARRANTY
- Includes engine and rotor
- Wear parts not included



280 mm



74 hp



6 - 16 mm



1.860 - 2.318 kg

TP 280 MOBILE

MADE FOR PROS BY PROS



SAFETY IN MIND AT ALL TIMES

- TP E-STOP and additional safety kit consisting of 4 E-STOP switches



INTEGRATED OIL COOLER

- Lowering the OIL temperature
- Adjustable roller speed for chip size between 6-16mm



DIESEL ENGINE HATZ 4 H 50 TICD

- 4 cylinder turbo charged diesel engine
- Reduces the fuel consumption
- Reduces the discharge of both NOx emission standards: EU STAGE V with DPF



TP TWIN DISC

- Made up of two discs, which are welded together around assembly plates
- Weight reduction of about 40%






TP OPTICUT™ (4 displaced blades)

- FOUR blades are displaced on the rotor disc
- Blades always engaging the tree
- Resulting in less vibration and steadier strain on the machine
- Optimized and lower fuel consumption
- A very uniform chip quality - suitable for mulching and heating purposes

TP 280 MOBILE

MADE FOR PROS BY PROS



ALL QUALITY COMPOUNDS FROM WESTERN EUROPE

- Bearing made by SKF and FAG
- Oil engine made by DANFOSS
- Pump made by SAUER DANFOSS
- Engine made by HATZ
- Turntable made by JOST
- Trailer compounds made by ALKO
- Actuator made by LINAK



TECHNICAL DATA

MADE FOR PROS BY PROS

TECHNICAL SPECIFICATIONS	TP 280 MOBILE
Max. wood diameter	280 mm
Roller opening	280 x 280 mm
Chipper type	Discchipper with TP TWIN DISC™ and TP OPTICUT™
In-feed angle	Parallel to direction of travel Turntable 270° version available: TP 280 T MOBILE
Feed rollers	2 vertical
Disc diameter	835 mm
Disc weight	193 kg
Disc speed	1370 U/min
Number of knives	4
Counter steel	1 horizontal 1 vertical
Chip size	6 - 16 mm
Engine (Diesel)	Hatz 4H50TIC
Engine Power	74 hp / 55 kW
Tank size	75 l tank made of plastic
Fuel cosumption	6 l/hour (Diesel)
Capacity	up to 25 m³/h
Weight	1860 kg - 2318 kg

TRAILER VERSION	SINGLE AXEL		TWIN AXLE & TURNTABLE	
Drawbar	Fixed	Height-adjustable	Fixed	Height-adjustable
Drawbar make	Alko®	Alko®	Alko®	Alko®
Axle make	Alko®	Alko®	Alko®	Alko®
Solid support wheel	Yes	Yes	Yes	Yes
Max. axle load	1900 kg	2500 kg	2700 kg	2700 kg
Overrunning brake system	Yes	Yes	Yes	Yes
Tyre size	205/R14C	225/75 R16C	195/50 R13C	195/50 R13C
Max. speed	100 km/h	100 km/h	100 km/h	100 km/h
Dead weight	1860 -1900 kg	2002-2054 kg	2219-2273 kg	2272-2318 kg
Permitted total weight	1950 kg	2200 kg	2400 kg	2400 kg
Spare wheel	Optional	Optional	Optional	Optional

Fixed drawbar



Height-adjustable drawbar - in lower position



Height-adjustable drawbar - in upper position



Single axle trailer with fixed drawbar



Foot rest on single axle trailer with height-adjustable drawbar



Twin axle trailer with fixed drawbar and turntable



TP SPARE WHEEL placed under the chipper



DIMENSIONS

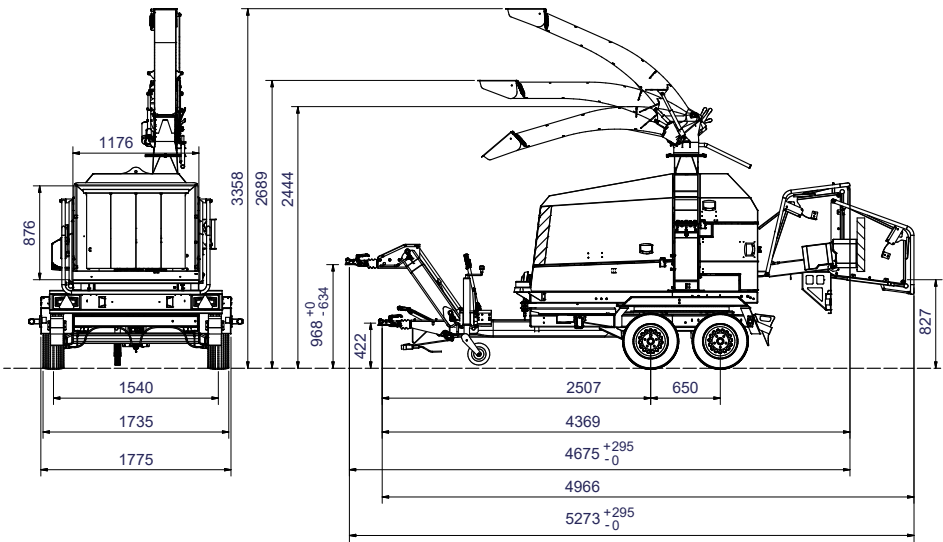
MADE FOR PROS BY PROS



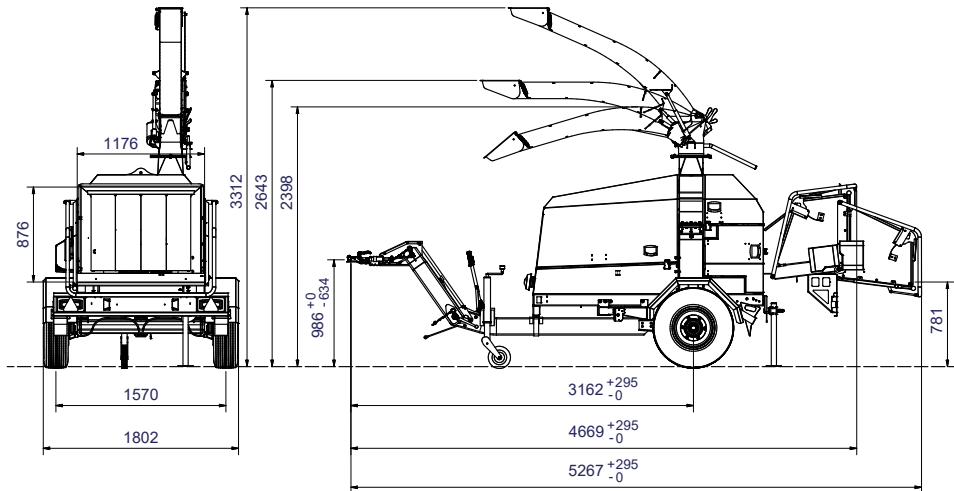
HOMOLOGATION/APPROVALS/ STANDARTS

- The hot-dip galvanized trailer and chassis from ALKO
- Trailer includes overrun brake
- The chipper is supplied with a Certificate of Conformity to show that they are fully homologated and compliant with the European Directive 2007/46/EC
- The wood chipper comply with all existing safety standarts (EN 13525)

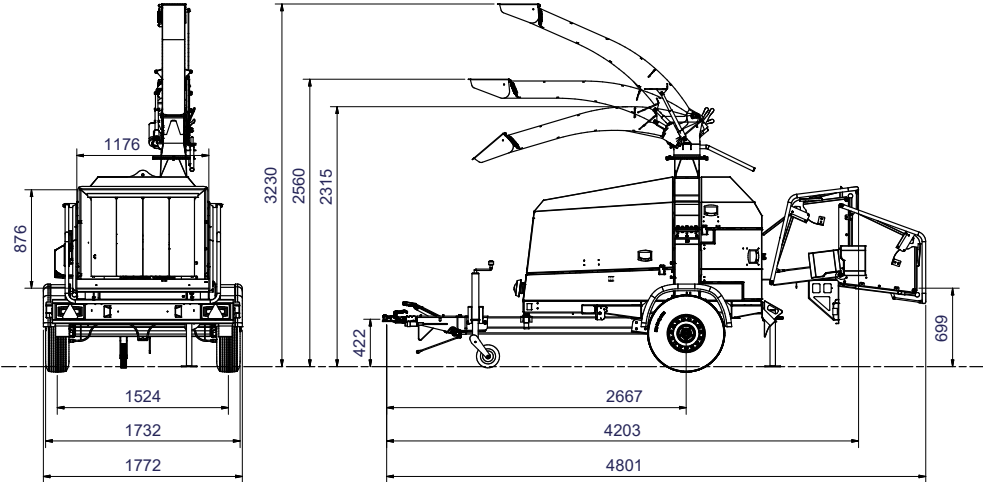
TWIN AXLE & TURNTABLE



SINGLE AXLE & HEIGHT-ADJUSTABLE DRAWBAR



SINGLE AXLE & FIXED DRAWBAR





– RELIABLE
WOOD
CHIPPING

LINDDANA A/S

Linddana A/S
Ølholm Bygade 70
7160 Tørring, Denmark

T +45 75 80 52 00
tp@linddana.com
www.linddana.com

Telephone and opening hours (CET)

Monday - Thursday 8.00-16.00

Friday 8.00-15.30

Spare Parts

Monday - Thursday 7.30-15.00

WOOD CHIPPERS SINCE 1980

Linddana has designed, manufactured and marketed TP Wood Chippers since 1980. Today, this Danish company is one of the world leaders in its field. Linddana supplies a strong selection of functional and reliable wood chippers for landscaping and biomass production.

TECHNOLOGY AND PEOPLE

Linddana's strong international position is founded on extensive technical expertise and a commitment to high quality, both in the selection of materials and in manufacturing processes. By combining skilled workmanship and using the latest manufacturing technology, we maintain the highest quality standards.



RELIABLE
WOOD
CHIPPING