







8.5

KOHLER
 ENGINES

<http://tiny.cc/8seriesEN>


 TIPPING LOAD 1650 kg	 ENGINE POWER 50 hp	 SPEED 14-28 km/h	 FLOW RATE 75 l/min	 LIFT HEIGHT 2,98 m
--	---	--	--	--

NEW

Model	8.5S (2 speed)
Engine	KOHLER KDI1903 - 1861 cc - 3 cylinder - Turbo common rail - Liquid cooled
Power (Iso Gross)	50 HP
Fuel	Diesel
Transmission	Hydrostatic
Drive speed (max.)	14 - 28 km/h (8.7 - 17.4 mph)
Aux. hydraulics oil flow	75 l/min (20 GPM)
Max. lifting height	2,98 m (117.3 in)
Tipping load, max ⁽¹⁾	1650 kg (3638 lbs)
Lifting capacity straight ⁽²⁾	1320 kg (2910 lbs)
Lifting capacity fully articulated ⁽³⁾	1100 kg (2425 lbs)
Breakout force / 50 cm	1700 kg (3748 lbs)
Pushing force (c)	2050 kgf (2050 kp)
Specific ground pressure (w/standard tires)	998 kg/m ² (204 lbs/sqft)
Turning radius: inside/outside	825/2090 mm (32.5/82.3 in)
Standard tires (Tractor profile)	26X12.00-12
Weight	1750 kg (3858 lbs)
Product Code	C964005
Price	

Tires size	Width (N)	Height (Q)
23X8.50-12	1070 mm (42.2 in)	2020 mm (79.5 in)
23X10.50-12	1130 mm (44.5 in)	2020 mm (79.5 in)
26X12.00-12	1280 mm (50.4 in)	2040 mm (80.3 in)
27X8.50-15	1070 mm (42.1 in)	2080 mm (81.9 in)
27X10.50-15	1150 mm (45.3 in)	2080 mm (81.9 in)

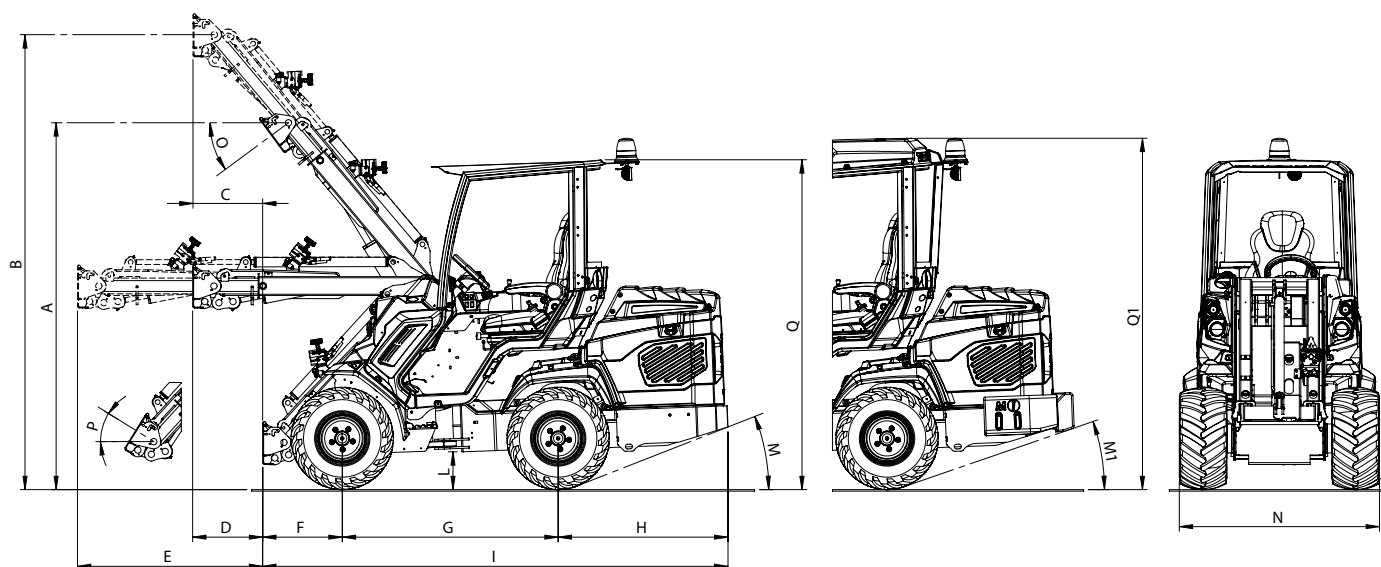
⁽¹⁾ Maximum load that can be lifted just off the ground when the machine is straight, with rear weights and boom not extended. Weight of attachment included.

⁽²⁾ Machine straight, with rear weights and boom not extended. Weight of attachment is included. (80% of tipping load).

⁽³⁾ Machine fully articulated, with rear weights and boom not extended. Weight of attachment is included.

MULTI¹ONE

8.5 - FEATURES AND OPTIONS



DIMENSIONS (mm / in)

A - Pivot point height (not extended boom)	2320 / 91.3	I - Machine length	2950 / 116
B - Pivot point height (extended boom)	2980 / 117.3	L - Ground clearance	240 / 9.5
C - Outreach with lifted boom	455 / 17.9	M - Angle of departure	21°
D - Outreach with orizontal boom (not extended)	445 / 17.5	M1 - Angle of departure with rear weights	19°
E - Outreach with orizontal boom (extended)	1185 / 46.6	N - Max width (with standard tires)	1280 / 50.4
F - Front length	500 / 19.7	O - Dump angle	36°
G - Wheelbase	1370 / 53.9	P - Rollback angle	29°
H - Rear length	1080 / 42.5	Q - Height (with standard tires)	2040 / 80.3
H1 - Rear length (with rear weights)	1190 / 46.8	Q1 - Height with A/C (with standard tires)	2240 / 88.2

Features

- New Turbo Common Rail Kohler engine (STAGE IIIB - TIER 4 Final)
- ETC - Electronic Throttle Control
- Multifunction Engine Display
- Hi-Flow system
- 4WD hydrostatic Direct Drive motors, proportional servo control
- DBS (Dynamic Block System)
- Torque divider
- Self-levelling double-H telescopic boom
- 11-functions joystick
- Multi-disk parking brake
- Radial Piston high efficiency and heavy duty wheel motors
- 2 Speed
- Hydraulic oil cooler
- Hydraulic multiconnector
- ROPS-FOPS Level I
- LCD graphic display with programmed service (tachometer, hour meter, fuel gauge, maintenance light, light indicator and other 14 indicators)
- 2 front working light
- Ergonomic full adjustable suspension seat with armrests and seat belt

8 SERIES - FEATURES AND OPTIONS

Options	Code	Price
Attachment coupling plate for rear mounting	C880031	
Driver area cover	C880049	
Rear weights 180 kg/396 lbs (90kg/198lbs+90kg/198 lbs)	C880054	
4 wheel spacer 10 mm (0.4 in) (max. 1 pcs for wheel)	C880090	
Flat face coupling kit	C880221	
Plexiglass windscreen (smart cabin)	C883000	
Fully enclosed cab with sound insulation linen and mirrors	C883001	
Heating system	C883002	
High comfort heated seat	C883006	
Biodegradable oil	C883007	
Warning & Safety lights for road travel (with mirrors)	C883009	
Floating boom valve	C883011	
Rear hydraulic outlets - single	C883013	
Rear hydraulic outlets - double	C883014	
3 additional working LED light	C883018	
Left protection bar for operator	C883020	
Backup warning beeper	C883021	
Rear 12V electric socket	C883022	
Additional front hydraulic outlets	C883024	
Plexiglass right side (smart cabin)	C883034	
Plexiglass back window (smart cabin)	C883035	
Rear bull bar with side extensions for 7.2, 7.3 and 8.4	C883036	
Rear bull bar with side extensions for 8.5	C883066	
Automatic locking plate	C883038	
Beacon light	C883039	
3 additional working halogen light	C883064	
Tie down bracket on wheel hub, set of 4	C883065	
A/C system with heating for fully enclosed cab - for 8.4 models (C883001 required - not aftermarket)	C883800	
A/C system with heating for fully enclosed cab - for 8.5 models (C883001 required - not aftermarket)	C883801	

8 SERIES - FEATURES AND OPTIONS

Options	Code	Price
Tractor tires 23x8.50-12, set of 4	C884005	
Grass tires 23x8.50-12, set of 4	C884006	
Tractor tires 23x10.50-12 ET-25, set of 4	C884007	
Grass tires 23x10.50-12 ET-25, set of 4	C884008	
Grass tires 26x12.00-12 ET-50, set of 4	C884010	
Skid tires 27x8.50-15, set of 4	C884011	
Skid tires 27x10.50-15, set of 4	C884012	
Wheel spacer 55 mm (2.2 in), set of 4	C885010	
Trailer coupling	C885014	
220 V engine block heater	C885250	
110 V engine block heater	C885255	
Snow chains for wheel	see page 66	