

Performance on a bigger scale



**A high-end compact utility machine for all-day
maintenance of large outdoor areas**

High flexibility and manoeuvrability

- allows for multifunctional use and access to all areas

The City Ranger 3070 sets new standards in this machine class in many areas: multifunctional use, Quick-shift, manoeuvrability, operator comfort and environmental considerations, just to mention some.

An innovative multifunctional machine

Thanks to the unique Quick-shift, attachment changes can be made in just one minute. Simply pick-up the front attachment with the machine, turn the handle and all mechanical, hydraulic, water and electrical systems are connected and ready to go. It couldn't be easier! You can, therefore, easily use the machine for different tasks during the day without wasting time on attachment changes in the workshop. And we all know: time is money.

Access to all areas

With the flexible articulation, the City Ranger 3070 has an incredibly small inside turning circle of only 1650 mm

allowing operators to access confined spaces and to operate close to obstacles. Also with the basic machine weighing only 1800 kg, ground pressure is low enough to be used on sensitive surfaces like lawns and pavements.

A good working environment

Operating a machine for many hours a day can be demanding on the operator. Therefore, we have focused on ensuring optimum operator comfort. Factors such as a multi-adjustable working position, low cabin noise - only 69 dB(A), a unique ventilation system with A/C as standard and a 360 degree view of the work area are just some of the features contributing to a good working environment.

Environmentally friendly and powerful machine

The 67 HP strong diesel engine has low fuel consumption and emission rates meeting green zone requirements in cities. Another important factor, when considering the environment the machine operates in, is noise. The noise level experienced when the machine passes by you is only 76 dB(A). The ECO mode function, which can be activated in working mode, lowers fuel consumption even further and reduces noise levels. This benefits both your operating costs and the surroundings - making the City Ranger 3070 a perfect match for cities and residential areas.



One minute function change

- saves time and maximises the use of your investment

High efficiency and safety

The unique Quick-shift function on the City Ranger 3070 will increase your efficiency as it is a one minute one person job. Tools are not needed and only very little training - simply pick up the front attachment with the machine and turn the handle, which connect the mechanical, hydraulic, water and electrical systems. The rear attachments are equally easy to change with the optional stand. There is no heavy lifting involved. On the display in the cabin you select the relevant attachment and you are quickly ready to continue your day performing a new task.

The Quick-shift is not only efficient but also safe for both operator and machine. The fact that it is a one man job means there is no risk of a colleague getting hurt in the process, because he/she is walking in front or behind the machine. Furthermore, the automatic attachment of all systems eliminates the risk of damaging the machine due to wrong connections.

Save money

Only having to invest in one machine for performing many different outdoor maintenance tasks has many benefits:

- Low initial investment
- More yearly working hours
= quick return on investment
- Just one machine
= less training for operators
- Less space needed for storage facilities



The Egholm name is your guarantee for superior craftsmanship, perfect cleaning results and a tidy, attractive city for all those who use it every day.



City Ranger 3070



Articulated steering

Powerful diesel engine

4-wheel drive

Low ground pressure
due to wide footprint

Small turning circle

Low noise and vibration
levels for better comfort

Quality craftsmanship
in every detail

A-frame mounting point
for fast attachment change

Dedicated attachments

Quick-shift

- one minute pit stop

Thanks to the unique Quick-shift, attachment changes can be made in just one minute. Simply pick-up the front attachment with the machine, turn the handle and all mechanical, hydraulic, electrical and water systems are connected and ready to go. It couldn't be easier!



A proven concept

The City Ranger 3070 is versatile, but it is also specialised to suit your daily tasks. With the wide range of attachments you have a machine that performs every task perfectly without compromise in quality, speed or final result.

The sturdy A-frame on the vehicle allows the operator to change attachments without tools. All mechanical, hydraulic, water and electrical systems are connected by simply turning one handle - and the machine is ready to set off. No time wasted in the workshop - it couldn't be easier.

Great manoeuvrability, easy handling
Compact design and articulated steering ensure that the City Ranger 3070 can turn on a plate - almost. With an inside turning circle of just 1650 mm, the City Ranger 3070 can almost wrap itself around lamp posts and other obstructions in the city landscape.

Your direct benefits:

- Low initial investment
- More yearly working hours = quick return on investment
- Just one machine = less training for operators
- Less space needed for storage facilities

| Technical specifications | | Basic machine |
|------------------------------------|---------|---------------|
| Length | mm | 3685 |
| Width | mm | 1220 |
| Height / with beacon | mm | 2000 / 2210 |
| Weight basic machine ¹⁾ | kg | 1800 |
| Payload | kg | 1200 |
| Gross vehicle weight | kg | 3000 |
| Turning circle - kerb to kerb | mm | 4120 |
| Turning circle - inside | mm | 1650 |
| Engine: Perkins diesel 404F-E22TA | hp / kW | 67 / 50 |
| 4-wheel drive | | Standard |

¹⁾ Includes: 75 kg operator and 90% fuel capacity.

Unique cabin design

- for a great working environment and safe operation

For an operator working many hours in the machine, a good working environment is important. Here the cabin design plays an important role.

All controls right at hand

To ensure a relaxed operation of the City Ranger 3070, the centrally placed and comfortable seat has a multi-adjustable armrest with integrated joystick and control buttons. The controls are intuitive and easy to use. With the arm resting comfortably all functions are right at the operators fingertips.

360 degree view of work area

The City Ranger 3070 has with its glass cabin a perfect view of the work area and the surrounding traffic. The cabin frames are slim which reduces blind spots to a minimum. This panoramic view allows for efficient operation close to obstacles without adding strain to the operator increasing safety for both operator and machine.

The large lightly curved glass doors allow for easy entry and exit of the cabin, and they contribute to the experience of a spacious cabin.

Air conditioning adds extra comfort

On a hot summer day the standard air conditioning adds extra comfort in the cabin and the strategically placed air ducts ensure a good circulation of the air in the spacious cabin. An extra air duct is placed in the storage compartment making it possible to keep a drink and lunch box cooled. Air conditioning is also beneficial in keeping dew of the windscreen on moist days. A high grade pollen filter (F7) reduces the amount of dust entering the cabin.

A good working environment is not only important for the well-being of the operator, but it is also important for efficient and safe performance.



360 degree view from the cabin

The cabin has a 360 view to the surroundings giving the operator the best possible view of the working environment and the surrounding traffic - maybe even the best on the market. Furthermore, controls are right at hand and offers multiple adjustments for a good ergonomic working position.



Air ducts

The strategically placed air ducts are easily adjusted to suit the air circulation needs in the cabin.



Air cooled glove box

On the right side of the seat there is a closed glove compartment. This has an air duct in it, which helps keep a lunch box or a drink cooled during the day.



Storage facilities

On the left side a cup holder, power outlet and storage facilities adds to a good working environment. The optional radio is also placed here.



Multi-adjustable armrest with controls

Resting the arm comfortably on the multi-adjustable armrest, the operator will be in full control of the machine and functions. With the controls right at hand, the operator can focus on traffic and the task at hand.



Advanced technology

The City Ranger 3070 is controlled by software developed in-house by Egholm ensuring a deep understanding of the advanced technology. This insight is converted into an intuitive display which guides the operator in choosing the right settings and optimal adjustments. Settings are optimised for the individual attachment.



Working environment in focus

Key elements for optimum operator comfort

Many elements play an important role in order to ensure a comfortable and efficient working environment.

Low noise

We all know that being in an environment with a lot of noise is strenuous. Therefore, a cabin with low noise is important for the operator. The basic machine has a driver-perceived noise level of only 69 dB(A), the City Ranger 3070 is the best in its class (measured in accordance to 2009/76/EEC).

Outside noise is, however, also important in order to consider the environment in which the machine operates in. The passing noise of the City Ranger 3070 is measured at 76 dB(A) (measured in accordance to 2009/63/EEC). A low noise level is especially important when operating in resi-

dential areas or other areas where people are in the vicinity of the working area - like parks, cafes or pedestrian zones.

Driving comfort

The City Ranger 3070 has a long wheelbase which is an advantage when it comes to absorbing dips and bumps during transport.

The strong articulation point also adds to driving comfort because it allows for an oscillating movement between front and rear chassis of +/- 8 degrees. This means that when the rear part for instance passes a bump in the road, this will not to the same extent be felt in the driving compartment because the articulation point will allow for an individual swaying of front and rear chassis.

Easy driving

Several technologies support easy handling and optimal performance. The one gear engine technology makes the machine very simple to drive and efficient in various terrains and in both work and transport mode.

With the optional cruise control the inching function is integrated in the brake pedal allowing the operator to reduce the speed without reducing the engine rpm. This ensures that pressure remains the same on the hydraulics so you still have optimal sweeping or grass cutting performance while you are driving slowly around obstacles.



Optional seat offers the operator even more comfort as it allows for individual adjustment of the seat cushion. It can be tilted and moved forward for better leg support. Furthermore, it has adjustable lumbar support and it is heated for added comfort in cold weather. As it has a 3-point seatbelt, it also offers extra safety for the operator. It has the same multi-adjustable armrests as the standard seat.



Adapt the working position to the operator

In order to provide the operator with the most comfortable working position, there are several elements that can be adjusted. The seat and armrest are individually adjustable and the steering column is 3-way adjustable. This allows for a comfortable seating position.



Strong articulation point

The strong articulation point allows for an oscillating movement between front and rear chassis of +/- 8 degrees.



Cruise control (option)

With the optional cruise control the inching function is integrated in the brake pedal allowing the operator to reduce the speed without reducing the engine rpm.

Advanced technologies

- for a high performing utility machine

In designing the new City Ranger 3070 we have taken the best from our many years' of experience with developing and producing compact utility machines and combined it with new technologies. We feel confident in saying it is a well proven concept in a complete new perspective.

Unique engine compartment

The unique engine compartment adds several benefits to the machine.

High cooling capacity: With its radiators located at the front of the engine compartment and a cooling vane at the back, several advantages are attained. A homogeneous airflow means that dirt is less likely to collect in the radiator grille. This ensures improved cooling capacity. After cooling the hydraulic oil and the radiator water, the air passes through the engine compartment which means that the engine components are also cooled.

Temperature sensors monitor the need for cooling and adjust the speed of the cooling vane which means that the cooling vane does not become unnecessarily noisy. If the radiator grille has become covered in dirt, the air flow is reversed, thus cleaning the radiator grille. The cleaning process is particularly practical in connection with lawn moving.

Noise reduction: With the fan placed separate from the radiator it is possible to have a larger fan, which can create the same airflow at a lower rpm reducing the noise accordingly. As the air is transported through an enclosed engine compartment which also reduces the noise levels from the engine.

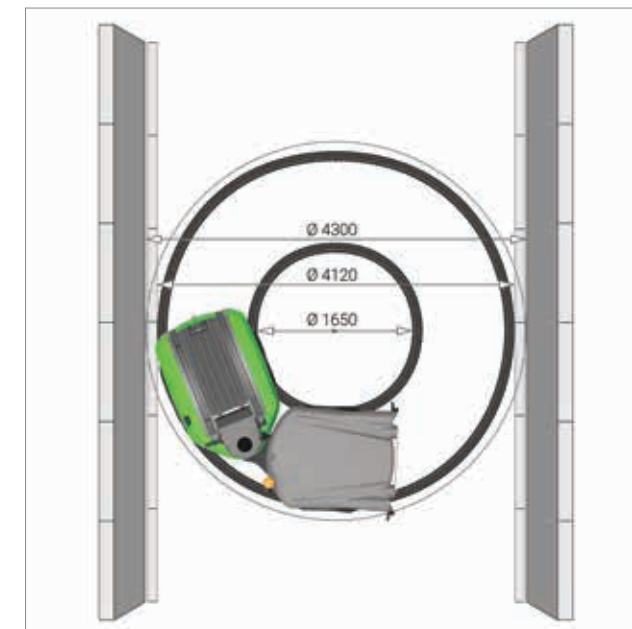
These benefits will be appreciated by both the operator and the people in the area where the machine operates.



Highly manoeuvrable

The City Ranger 3070 is articulated making it highly manoeuvrable in tight spaces. The inside turning circle of the basic machine is only 1650 mm. Thanks to the short overhang of the front and back, the outside turning circle is only 4300 mm (wall to wall).

Since the articulation joint only has a one-dimensional bend, it significantly reduces the strain and wear on the hoses, which again will reduce the running and maintenance costs.



High manoeuvrability

The City Ranger 3070 is articulated making it highly manoeuvrable in tight spaces. The inside turning circle of the basic machine is only 1650 mm.

Perkins diesel engine

The 2.2 commonrail diesel engine from Perkins is a strong engine with 67 HP at 2800 rpm making it perfect for the hard work of the City Ranger 3070. It meets the green zone requirements and can, therefore, also be used in cities with a high focus on the environment.

The engine offers plenty of power for both driving and running the different attachments. The surplus of power means it will often be possible to run at lower rpm in the ECO mode, which will reduce both fuel consumption and noise levels. It leaves the impression of a machine in good balance.



Powerful diesel engine

Equipped with an engine of 67 HP at 2800 rpm, the City Ranger 3070 has power for even the most toughest jobs.

Spring, summer and autumn

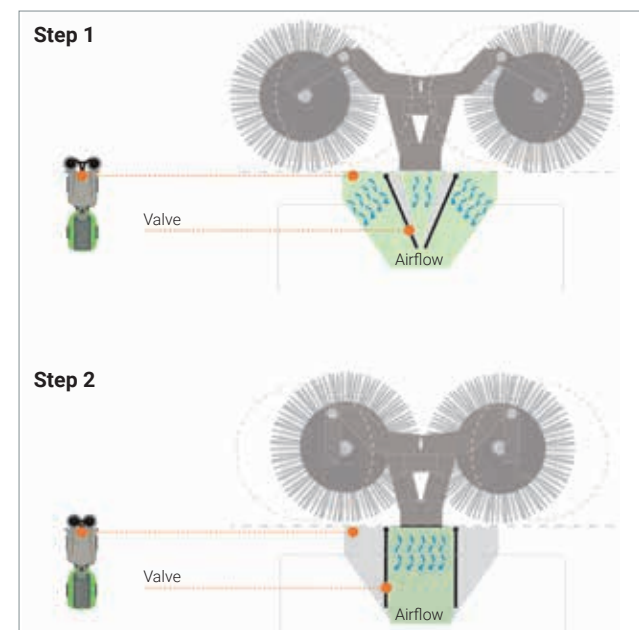
With the unique Quick-shift function it is easy to perform different tasks in one day or during the week

Sweeping even in confined places

The City Ranger 3070 can sweep in very narrow places with its low turning circle and get around in extremely confined areas. With an additional 3rd brush the working width is increased. The compact design enables the machine to sweep under objects such as benches, and the like. The overlapping brushes reduce the risk of leaving traces.

Reduce wear and enhance performance

Activating the hydraulic weight distribution makes the front brushes follow ground variations. In addition, the operator can control the brush pressure from the controls in the cabin. Being able to easily adjust the brush pressure to match the types and levels of debris allows the driver to drive with the lowest needed pressure on the brushes, and thereby reduce the wear on them. The system enhances performance and reduces operating costs.



Innovative suction sweeper concept

Adjustable suction width and power, making it possible to handle a wide variety of tasks. The suction inlet is adjusted according to the position of the brushes. Illustration above: When the brushes are wide open, the suction will be concentrated and heaviest in the two sides (step 1). When the brushes opposite are positioned in the middle, the suction width is smaller and heavier which is good when large things or eg. leaves have to be collected (step 2). The spring-loaded sweeper brush arm will flex when hitting obstacles, reducing the risk of breakage. The brushes have an integrated function with a supporting unit minimizing the pressure on the brushes when not in use.

Effective dust suppression

The hopper has a capacity of 1 m³. As standard, it is equipped with a rotary filter system, which creates a fine water cloud inside the hopper ensuring an effective dust suppression. This reduces the risk of letting dust particles back out into the surrounding area. The system also ensure an effective filling of the hopper. An alarm will be visible in the display (H₂O symbol) and an on/off noise alarm can be heard in the cabin in case of lack of water in the rotation filter. This reduces the risk of damage to the rotation filter and minimizes repair costs. During empty cycles operators only need to empty the hopper and refill fresh water, reducing time away from the working area. In general, it is sufficient with the rotation filter system.

Recirculation system

For larger sweeping jobs in areas with more debris, we recommend the use of the recirculation system (option). Before starting to sweep, the container must be filled with water (approx. 125 litre). Through the recirculation system in the bottom of the container, water is led out in the suction hose close to the suction mouth. This extra water helps keeping the suction hose clean.

The hopper can be opened completely. Should it not be 100% emptied, it is possible to shake the hopper by activating a function at the key pad inside the cabin.

Suction sweeper features and options:

- Very high tipping height of 1700 mm
- The lid will open completely
- "Shake function" controlled from cabin
- 5 m wander hose (option)
- High pressure washer (option)
- Recirculation system (option)

EUnited certification

The suction sweeper unit for the City Ranger 3070 is certified with a 4-star rating according to the new EUnited certification for PM10 and PM2.5.



Healthy looking lawns

The mulch and rotary mower provides ideal flexibility for users operating in different kind of grass types and surfaces. Two high velocity knives ensure a professional cut. The knives rotate in opposite direction distributing the grass evenly on the surface, thus avoiding lumps of grass left on the lawn or park area. Our engineers have gone to great lengths to increase the tip speed of the rotary blades, thereby delivering an effective cutting result at high working speeds. The result is a well-groomed and healthy looking lawn.

Time-saving work processes - grass collection or mowing of large areas

Two important and frequently requested lawn mower jobs are: mowing and grass collection in the same work process or mowing large areas. Mowing the grass and collecting it in one work process saves a lot of time. With the collecting kit mounted on the mower, the City Ranger 3070 efficiently collects all the grass into the hopper. Emptying the container is controlled from the cabin so that the driver does not even have to come out and the high tipping height (1.7 m) allows the container to be emptied wherever wished. If a wide mower solution (2.5 m) is chosen, high efficiency is achieved and large areas are cut in no time. The wide mower can be used as a rotary mower or as a mulch mower if optional mulch kit is fitted.



Sweeping narrow passages with a 3rd brush

The 3rd side brush is equipped with a spring-loaded and collision-proof function, increasing the service life of the brush while also safeguarding surrounding objects. The tipping function is controlled via the cabin joystick and the hydraulic system of the machine and can advantageously be activated when encountering depressions, gutters, kerbstones, and the like.



High pressure washer and wander hose

For extra cleaning functions, the hopper can be equipped with a high pressure washer with hand lance and a 5 metre wander hose.



Efficient lawn moving

The knives rotate in opposite direction distributing the grass evenly on the surface, thus avoiding lumps of grass left on the lawn or park area.

Light footed

With a weight of 1800 kg, the City Ranger 3070 is light footed enough to drive on sensitive areas. If ground pressure should be reduced even further, special turf tires are available as an optional extra.

Get maximum benefit from the speed control via the inch function

If the machine is equipped with speed control (extra equipment), it is possible to use the inch function of the brake pedal. When in work mode, the inch function, makes it possible to reduce the speed without deactivating the speed control, however, keeping the RPM. When pressure is eased off in the brake pedal, the machine reverts to the previous speed. These functions contribute to comfort and make the operation of the machine more efficient.

Easy maintenance

Daily cleaning and maintenance of the mower is easy with the hydraulically controlled tilting function controlled from the cabin. With this function, the mower can be tilted to a 60 degree angle making it easy the operator to remove the harsh grass acids and maintain the knives and protective enclosure. This helps to keep the total costs of ownership to a minimum.

Powerful winter maintenance

- keeps your investment working all year

Use your City Ranger 3070 to keep the traffic running and pedestrian zones safe when snow starts falling.

A strong machine for winter tasks

Several aspects of the City Ranger 3070 makes it a suitable machine for winter maintenance as well.

- High performance engine with 67 HP
- Permanent 4WD
- Dedicated attachments

High performance winter attachments

The City Ranger 3070 is a perfect winter solution for housing associations, smaller and larger contractors and municipalities. The dedicated attachments are very efficient and with the low noise level, operation in residential areas is not a problem.

Winter attachments:

- Snow sweeper
- Snow plough
- Snow V-plough
- Salt and sand spreader

The snow plough, snow V-plough and the snow sweeper can work in tandem with the salt and sand spreader, enabling you to do two tasks at the same time - i.e. clearing the snow and spreading salt or sand on the icy streets and paths, all in one pass.


As with the other attachments, the winter attachments can also be changed in less than a minute - including the salt and sand spreader! The salt and sand spreader is easily changed with the optional stand or a fork-lift and the snow sweeper has integrated stand legs.

High quality paint

The Egholm winter attachments are well-protected against the winter environment. Withstanding many hours of salt spray in tests, the coatings will provide high quality attachments, with good resistance, ensuring a long lifetime.

Anti-corrosion treatment

We recommend the optional anti-corrosion treatment of both utility machine and attachments when operating in winter season.



Keep a firm grip in slippery conditions

If you lose grip on one wheel the 4WD ensures that power is automatically transferred to the opposite wheel crosswise meaning, that if you lose grip on the rear right wheel the power will be transferred to the left front wheel and vice versa.



Snow V-plough

Regardless of how heavy the snowfall has been, with a snow V-plough from Egholm, you can easily handle the removal of snow and make a good job of it. You will sit comfortably and safely when using the snow V-plough as its shock-absorbing cutting edge cushions the effect of shocks from and irregularities in the area that is cleared. The snow V-plough is adjusted hydraulically and may be used in either Y, V or diagonal position.



Snow plough

The snow plough handles up to 400 mm of heavy snow. The clearing width is between 1360 and 1500 mm all depending on the inclination of the blade. Maximum inclination is 25° and it is adjusted from the comfort of the cabin.



Snow sweeper

The snow sweeper easily sweeps away up to 250 mm of light fluffy snow. The clearing width turned to the maximum swivel angle of 25° is 1320 mm, and with the brush straight it is 1520 mm. The brush can also rotate in a reverse direction.



Salt and sand spreader

The salt and sand spreader is a perfect match to the front attachments. It has a maximum capacity of 600 l or 950 kg all depending on the material. The spreading width can be adjusted between 1500-6000 mm.

Caring for the operator

At Egholm we care about the working environment and the ergonomics of the operator. Many elements play an important role in order to ensure a comfortable and efficient working environment.

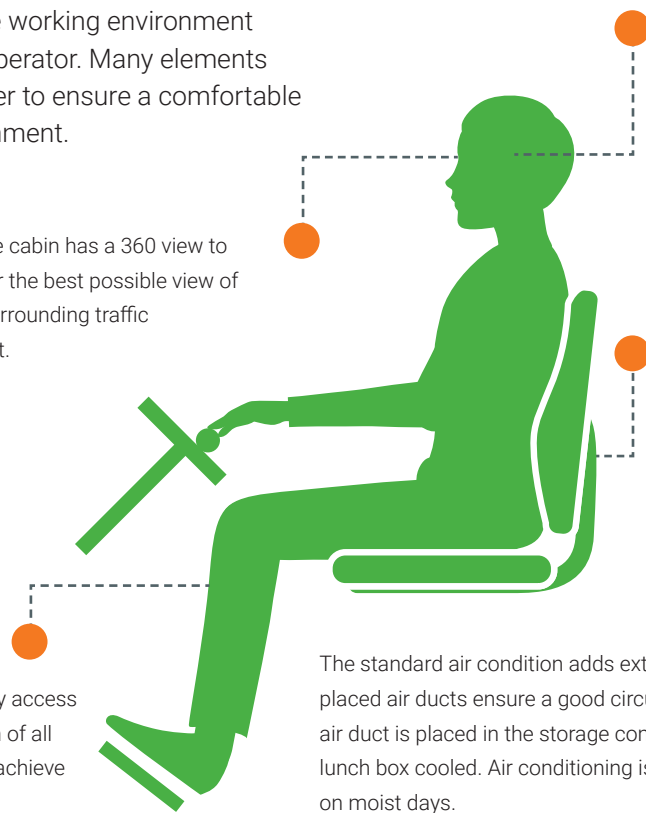
360 degree view from the cabin: The cabin has a 360 view to the surroundings giving the operator the best possible view of the working environment and the surrounding traffic - maybe even the best on the market.

In the City Ranger 3070 there is easy access to the drivers seat and the operation of all functions and handles - in order to achieve maximum operator comfort.

The standard air condition adds extra comfort in the cabin and the strategically placed air ducts ensure a good circulation of the air in the spacious cabin. An extra air duct is placed in the storage compartment making it possible to keep a drink and lunch box cooled. Air conditioning is also beneficial in keeping dew of the windscreen on moist days.

Low cabin noise: With the fan placed separate from the radiator it is possible to have a larger fan, which can create the same airflow at a lower rpm reducing the noise accordingly. As the air is transported through an enclosed engine compartment which also reduces the noise levels from the engine.

In order to provide the operator with the most comfortable working position, the seat and armrest are individually adjustable and the steering column is 3-way adjustable. This allows for a comfortable seating position.



Impressive capacity

12,500 m²/h

The City Ranger 3070 will easily cover 12500 m² per hour both when cutting grass or using the suction/sweeper attachment.



Quick-shift Attachment change in 1 minute



Power and torque for all tasks

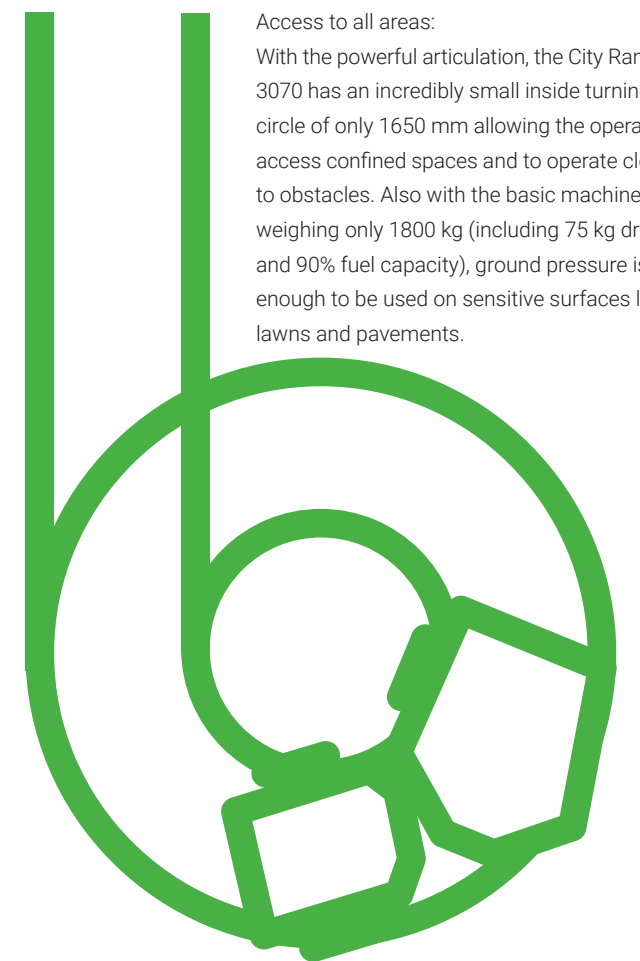
With 4-wheel drive and the powerful diesel engine from Perkins producing a torque of 208 Nm at 1800 rpm, the City Ranger 3070 delivers all the power you need for demanding tasks all year round.



165 cm

inside turning circle

Access to all areas: With the powerful articulation, the City Ranger 3070 has an incredibly small inside turning circle of only 1650 mm allowing the operator to access confined spaces and to operate close to obstacles. Also with the basic machine weighing only 1800 kg (including 75 kg driver and 90% fuel capacity), ground pressure is low enough to be used on sensitive surfaces like lawns and pavements.



412 cm turning circle - kerb to kerb

Honest Work.

Egholm A/S develops, produces and markets utility machines that keep roads, parks and outdoor areas clean and inviting all year round. We supply functional quality machines and attachments to people who do an honest day's work keeping our cities clean and attractive. With special attachments developed for the machines, Egholm machines deliver perfect results no matter the task at hand. Built by craftsmen in Denmark, Egholm machines are in operation in cities and parks all over the world.

Honest Machines.

Egholm utility machines are developed by people who are passionate about technology and innovation. We listen to the people driving, using and servicing Egholm machines, because they are the true experts. It is our mission to design, build and market utility machines that deliver perfect results in real life. Egholm machines are honest machines - not just because they deliver comfort, safety and strong end results: They are also a sound investment for years to come and give you outstanding return on your investment.

Honest People.

We want you to think of us as your partner in every single way. And we always insist on reliability, trust and honesty in our partnership with you and with our network of dealers and service partners. We are straightforward and direct in our communication and in our dealings with everyone. Our belief in hard work and unwillingness to compromise helps us deliver the quality for which we are known. And we believe it is reflected by the machines we build for you, as well.

Egholm A/S

Transportvej 27
7620 Lemvig, Denmark
T.: +45 97 81 12 05
www.egholm.eu - info@egholm.dk

Egholm GmbH

Am Hafen 24
38112 Braunschweig, Germany
T.: +49 (0) 531 129 77-0
www.egholm.de - info@egholm.de